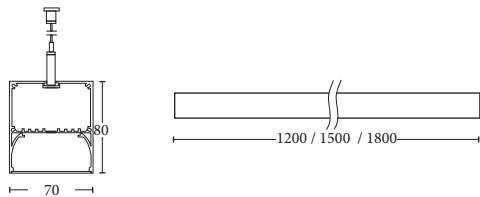




# SL7080

25 Watt\* / CRI 82+ / 2050 lm

- High efficiency LED chip
- Effective thermal management
- Multiple types of installation
- Various colour temperature, module length options
- C-TICK and SAA approved
- Flexible length and shape modules



Available trim colour:



## PERFORMANCE:

LED Power	25 W/m
Luminous Flux	2050 lm
Efficiency	82 lm/W
Color Rendering Index	82+
Power Factor	> 0.90
Dimming	Optional

## GENERAL INFORMATION:

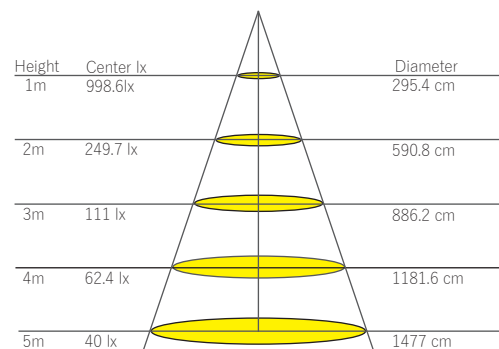
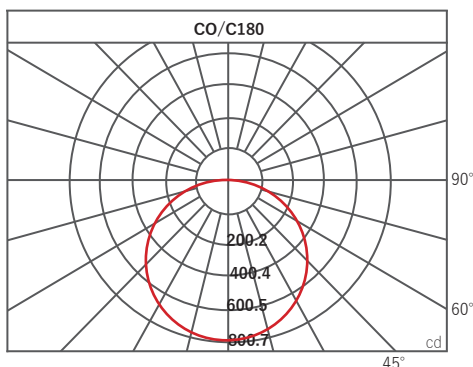
LED Type	SMD
Driver System	Lifud LED Driver
Size	W70 mm x H80 mm
IES File	Available
Warranty	2 Years

## PRODUCT OPTION:

Beam Angle Selection	120°
Colour Temperature	3000K / 4000K / 5000K
Module Length	1200 mm / 1500 mm / 1800 mm

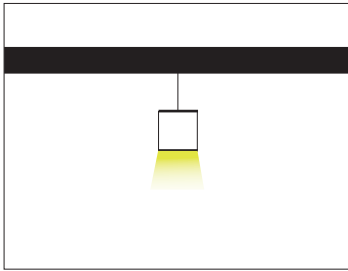
## PHOTOMETRIC DATA

SL7080/25W/3000K/120°

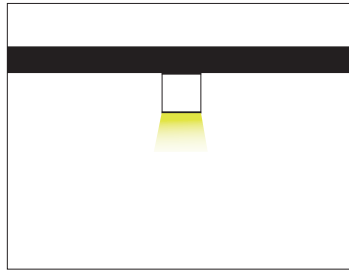


\*25 Watt per meter

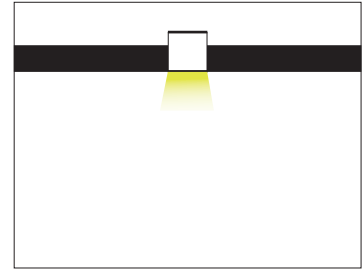
INSTALLATION METHOD:



SUSPENDED



SURFACE MOUNTED



RECESSED

CONNECTION MODULE

MODULE NAME	MODULE SHAPE	SIZE(LxWxH, mm)
L SHAPE		305X70X80
T SHAPE		250X70X80
X SHAPE		250X70X80
Y SHAPE		282X70X80
120° SHAPE		317X70X80